

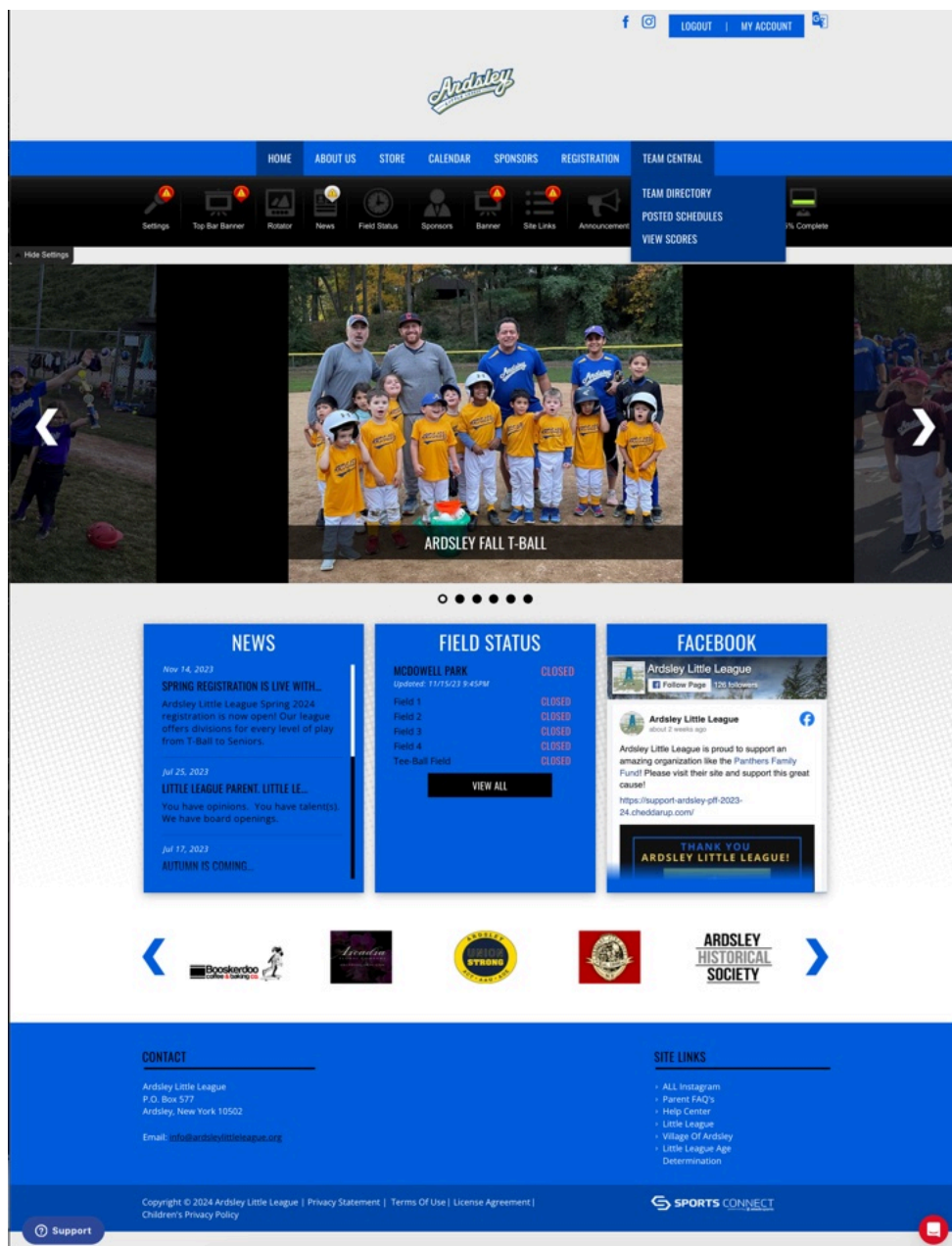


|                      |  |
|----------------------|--|
| <b>WHAT'S INSIDE</b> | <ul style="list-style-type: none"><li>● Team Central<ul style="list-style-type: none"><li>○ Team Home</li><li>○ Viewing / Editing Your Roster</li><li>○ Viewing Your Calendar</li><li>○ Scheduling Practices</li><li>○ Sending Emails</li><li>○ Posting Files</li><li>○ <i>[New] Reporting Scores and Pitch Counts</i></li></ul></li><li>● GameChanger<ul style="list-style-type: none"><li>○ Downloading the App</li><li>○ Importing Your Team</li><li>○ Sending Messages</li><li>○ Additional Features</li></ul></li></ul> |
|----------------------|--|

## Using the Little League Website

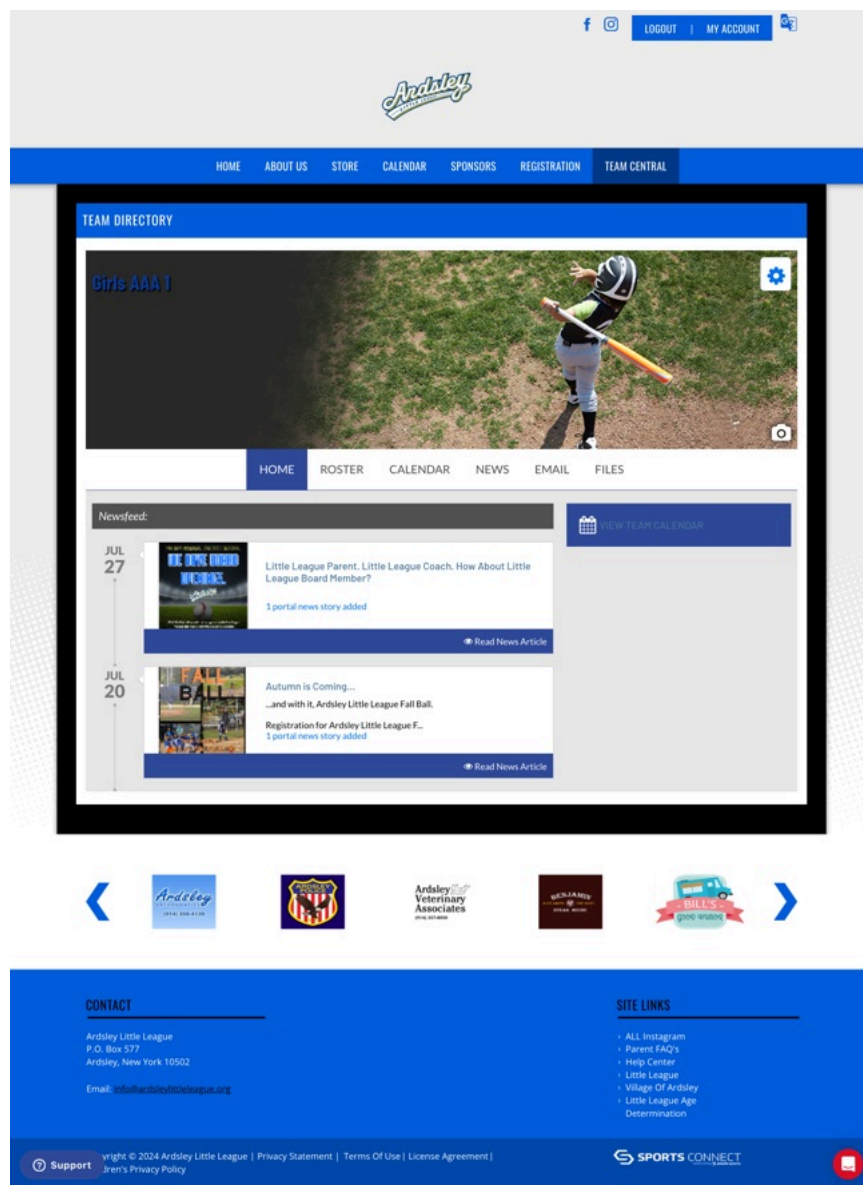
### Team Central

To access your team’s page, select “Team Central → Team Directory”



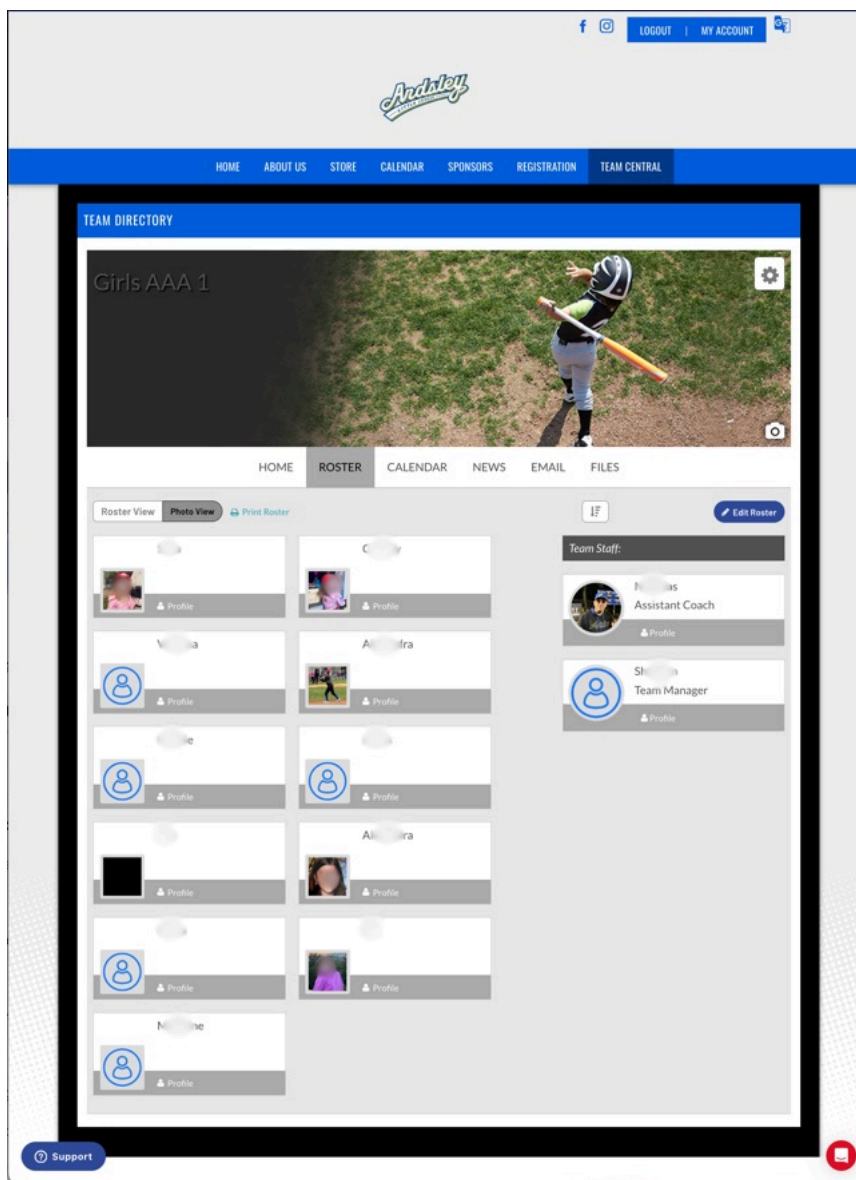
You may then Filter by Team Name, Program, or Division to find your team. From there, select “Team Home” to view your team’s page.

From your team's home page, you can view the latest League news, view/edit your roster, check your calendar/schedule events, send an email, or share a file.

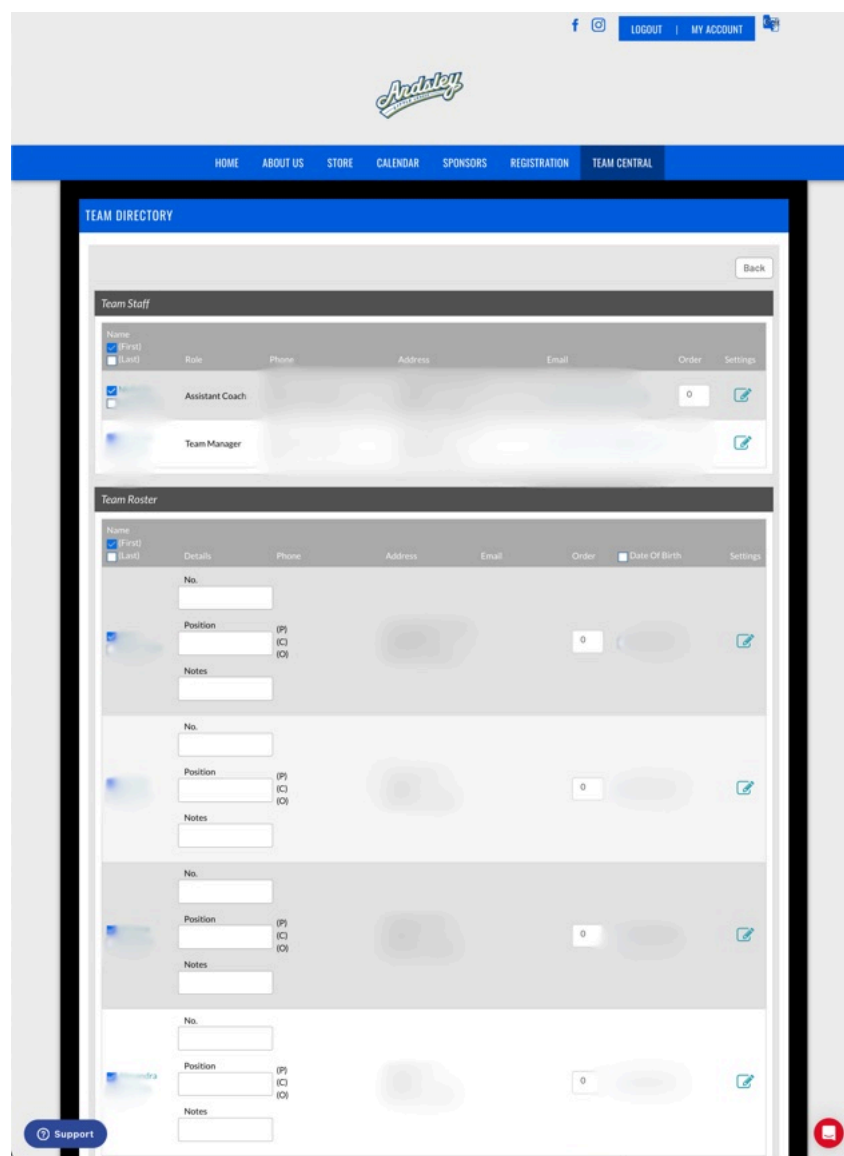


## Team Roster

By clicking the Roster tab , you can view your coaching staff and players. Click “profile” to view any member or click “edit roster” to make changes to the view.



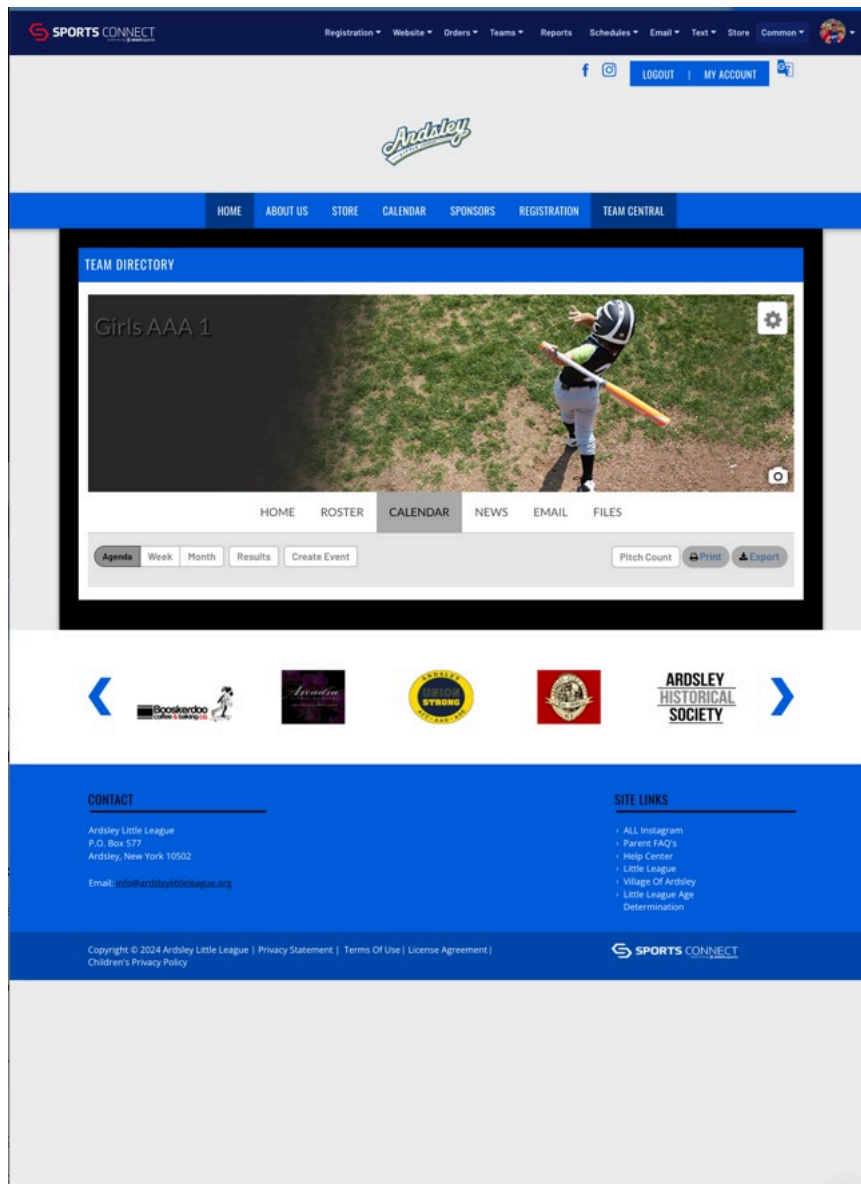
When you choose “edit roster”, you can modify what’s displayed on your team page, including names, contact information, player numbers, positions, or notes. We encourage volunteers and players to upload a profile photo and to fill out content in their profile, though this is not required.



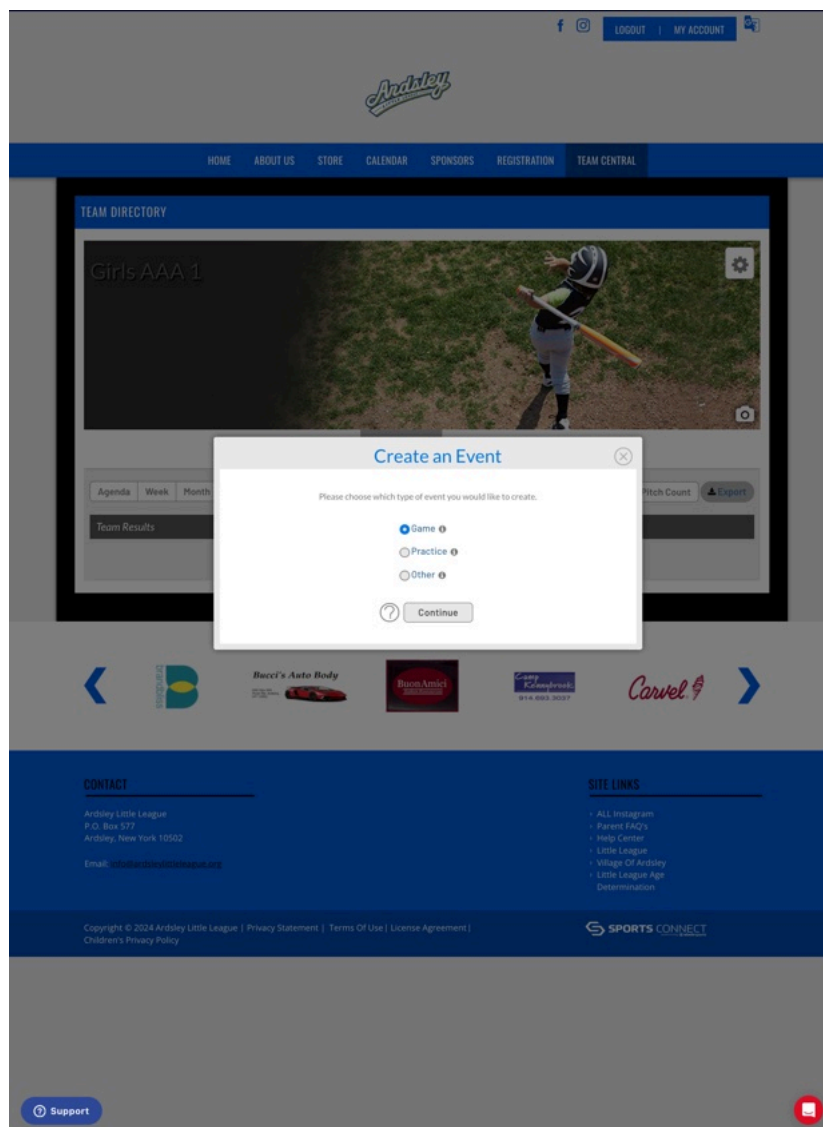
## Team Calendar

Once schedules have been posted, they will show up on the Calendar tab with specific event details. You can view your events by agenda, week, or month and print or export them as well.





Volunteers may also post their own practices or events using this page as well by clicking “Create Event”.



Note: Scheduling an event does not guarantee field availability.



**Practice**

Girls AAA 1 Practice

Location Name \* [Field Availability](#)

McDowell Park

Note: If you do not see your location or field listed, please contact your organization's administrator.

Field Name: \*

Field 1

Location Address:

Heather Dell Road

Ardley NY 10502

Date \* 2/26/2024

Time \* 8:00 AM

☐ Repeat Event

Duration \*

Hours Minutes

Description

Action

None

Event Reminder Email

Send email reminders before the start of the event.

☒ Enable ⓘ

Notify

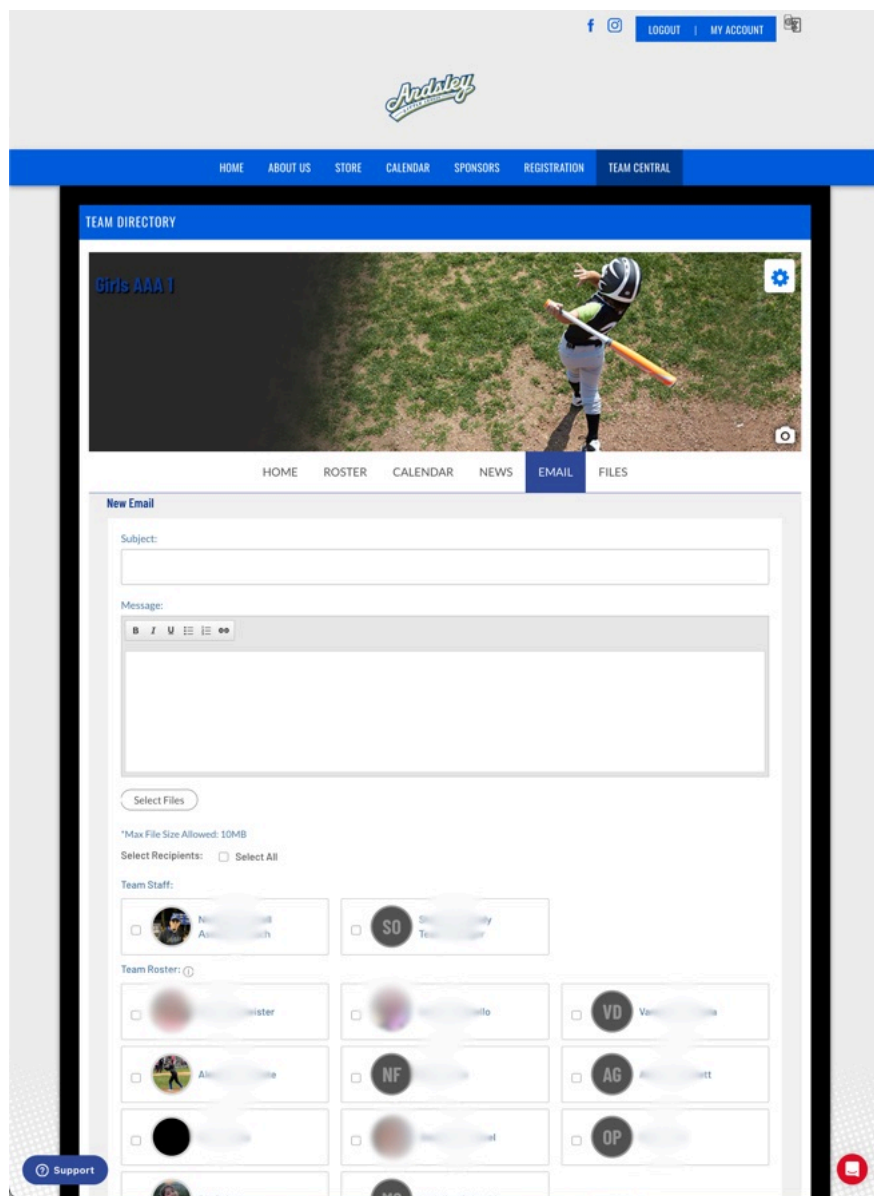
☒ All Allocated Team Staff ⓘ

☐ Team(s) associated accounts and participants ⓘ

Save

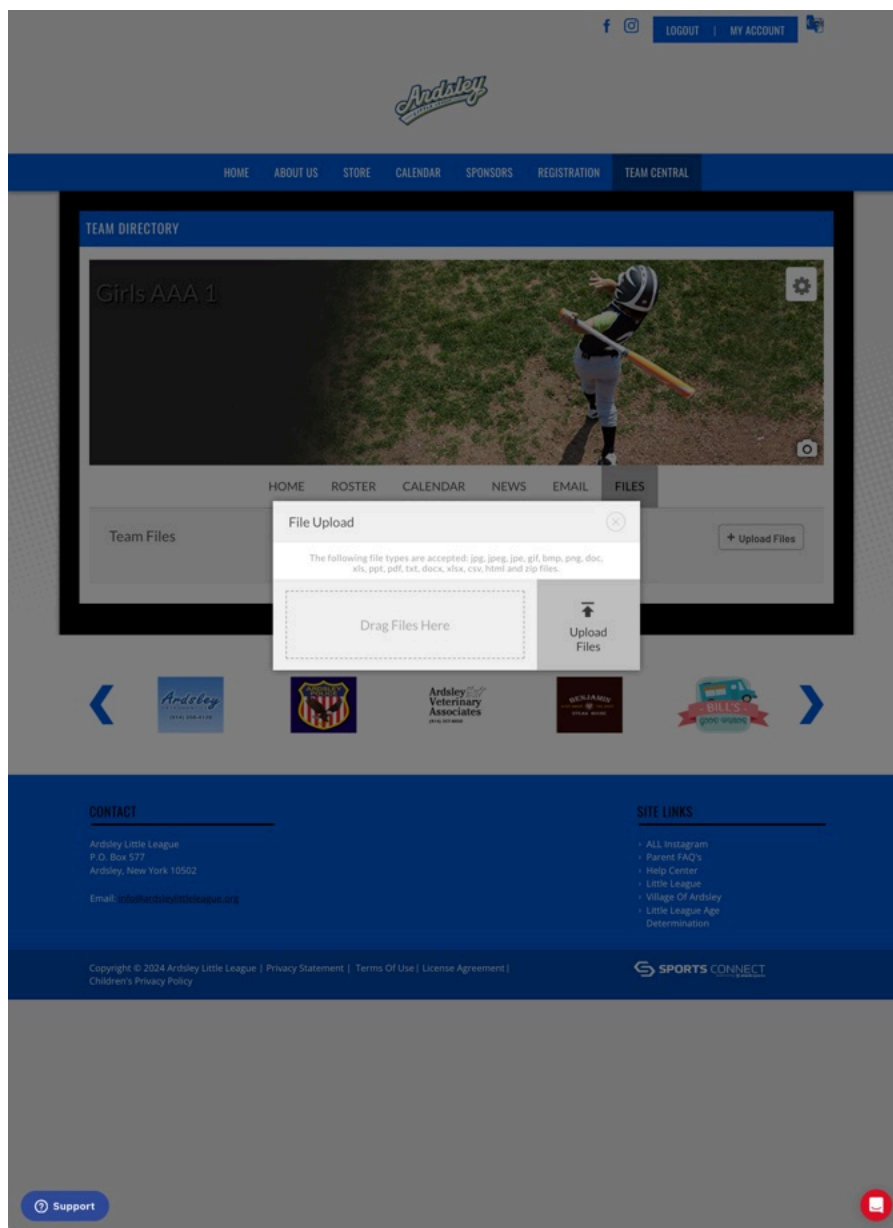
## Emails

The email tab allows you to send communications to staff and/or families of players. Simply include a subject, message, file attachment, and select recipients to communicate with your team.



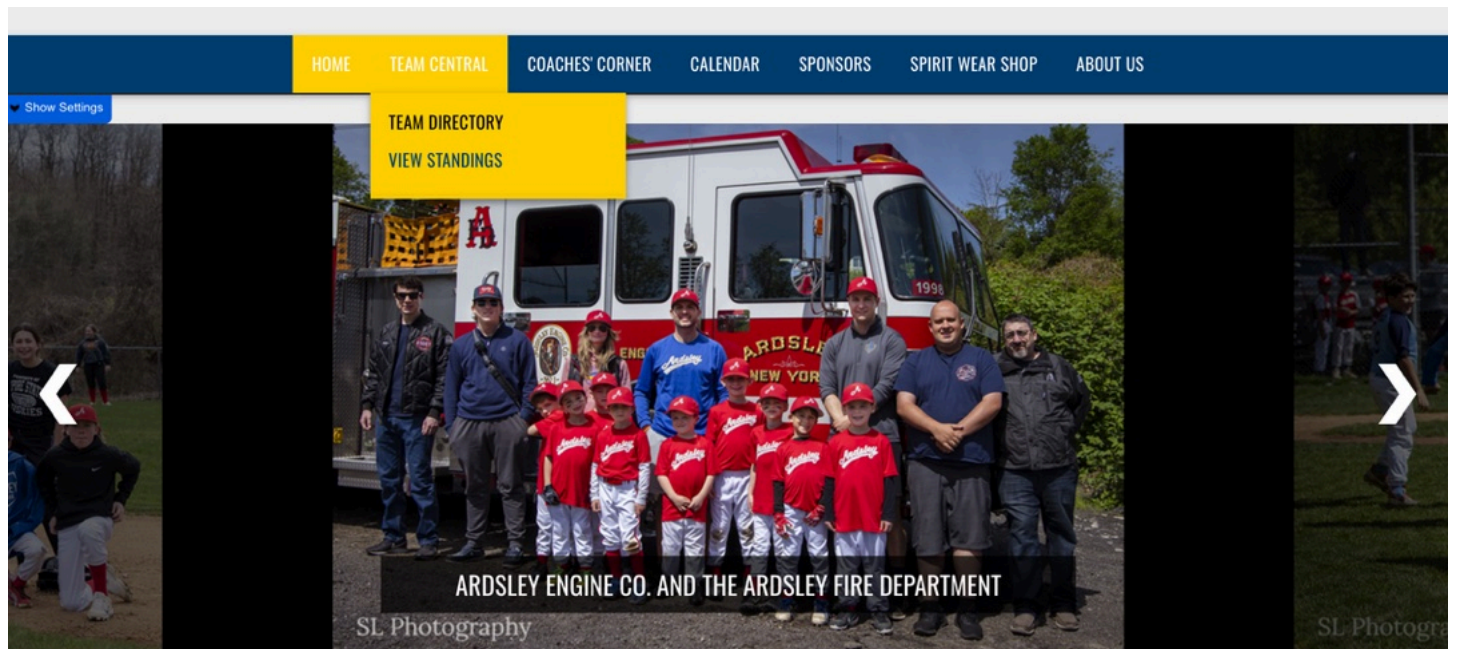
## Files

You may also post files to share with your team by using the “Files” tab. This could include additional team information, training plans, or resources.

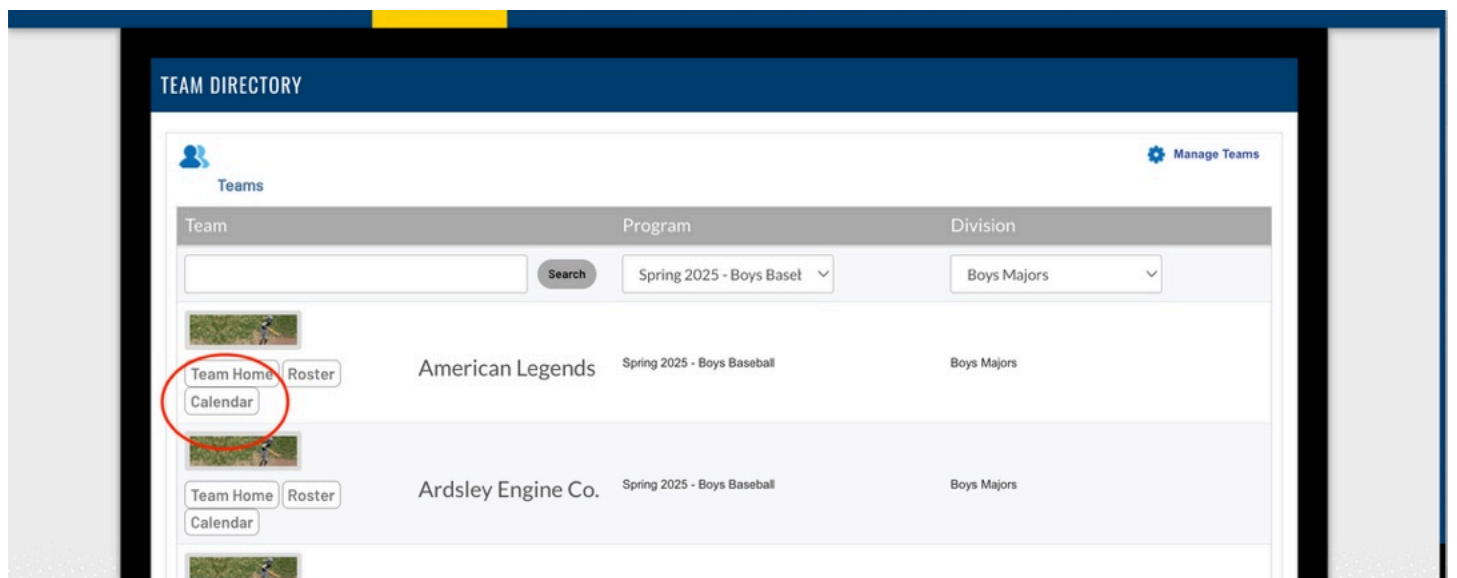


## Reporting Scores & Pitch Counts

AA, AAA, Majors and Juniors teams are required to report scores and pitch counts/pitched innings as soon as possible after games. To do so, please visit your page under the "Team Directory" in "Team Central" - similar to the instructions above.



Next, navigate to your team calendar.



Click "Results"

[f](#) [@](#) [LOGOUT](#) | [MY ACCOUNT](#)

[HOME](#) [TEAM CENTRAL](#) [COACHES' CORNER](#) [CALENDAR](#) [SPONSORS](#) [SPIRIT WEAR SHOP](#) [ABOUT US](#)

TEAM DIRECTORY

Settings

Camera

[HOME](#) [ROSTER](#) [CALENDAR](#) [NEWS](#) [EMAIL](#) [FILES](#)

[Agenda](#) [Week](#) [Month](#) [Results](#) [Create Event](#)

[Pitch Count](#) [Print](#) [Export](#)

Monday, April 07, 2025

5:30 PM - 7:30 PM

American Legends @ The Mulvey Team (B)

McDowell Park - Field 1 - NY Presbyterian Field

Monday, April 21, 2025

7:30 PM - 9:30 PM

American Legends @ Hoy Plumbing

McDowell Park - Field 1 - NY Presbyterian Field

Thursday, April 24, 2025

5:30 PM - 7:30 PM

Eleven O2 Creative @ American

McDowell Park - Field 1 - NY Presbyterian Field

[Support](#) [Select Language](#) [Powered by Google Translate](#)

<https://www.ardsleylittleleague.org/Default.aspx?tabid=1508873>

Pitch counts and scores can be edited. Find the game, click the **EDIT SCORES** button, then scroll to the bottom of the page. Click the **SAVE** button.

[CALENDAR](#) [NEWS](#) [EMAIL](#) [FILES](#)

[Pitch Count](#) [Export](#)

0-0

Angels

[Edit Scores](#)

You can also enter the Home Team and Away Team Pitch Counts and Innings Pitched from this page. This is required to ensure safety and compliance. Coaches should review these numbers after a game and agree on the results. If there is a dispute, the home team's stats will be used.

HOME

ROSTER

CALENDAR

NEWS

EMAIL

FILES

Agenda

Week

Month

Results

Create Event

Standings

Pitch Count

Export

Team Results

02-26-2024

2nd Alarm Project - Bob Wells

4 - 19

SW BB Majors

Edit Scores

Away Team Player Stats

| First Name | Last Name | RBIs | Pitch Count | Innings Pitched | Notes |
|------------|-----------|------|-------------|-----------------|-------|
| Braydon    | Mclean    | 0    |             |                 | Notes |
| Grayton    | Wells     | 0    | 5           |                 | Notes |
| Beckham    | Ferguson  | 0    |             |                 | Notes |
| Bronze     | Belford   | 0    |             |                 | Notes |
| Colten     | Farwick   | 0    | 24          |                 | Notes |
| Jaxson     | Ames      | 0    |             |                 | Notes |
| Brody      | Cotton    | 0    | 17          |                 | Notes |
| Alexander  | Farmer    | 0    | 58          |                 | Notes |
| Everett    | Kidd      | 0    |             |                 | Notes |

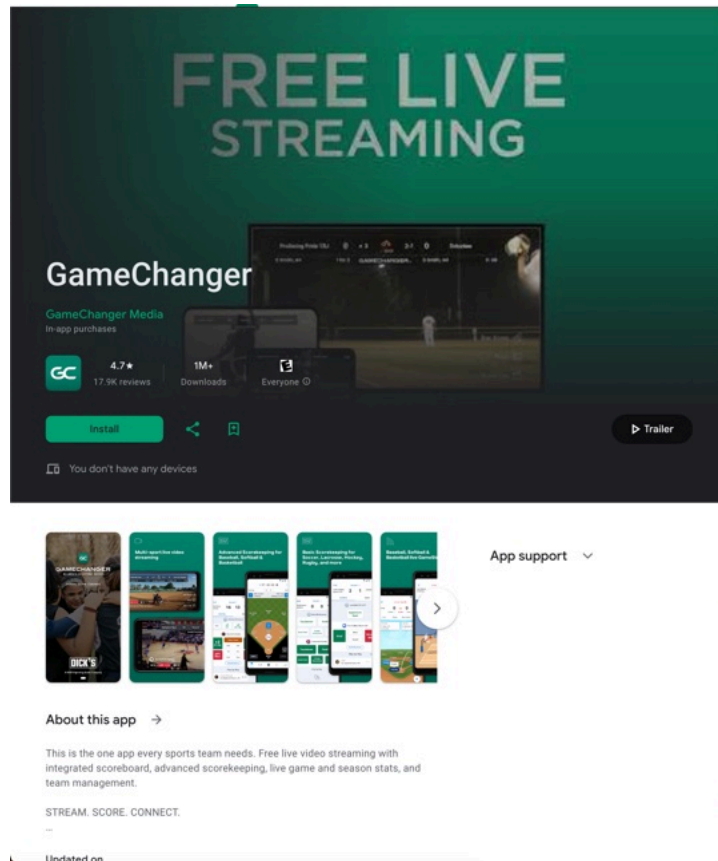
Home Team Player Stats



# Setting up and Using GameChanger


## Downloading GameChanger

GameChanger is available in both the Apple and Google App Stores.



Click [here](#) to download the Android version.



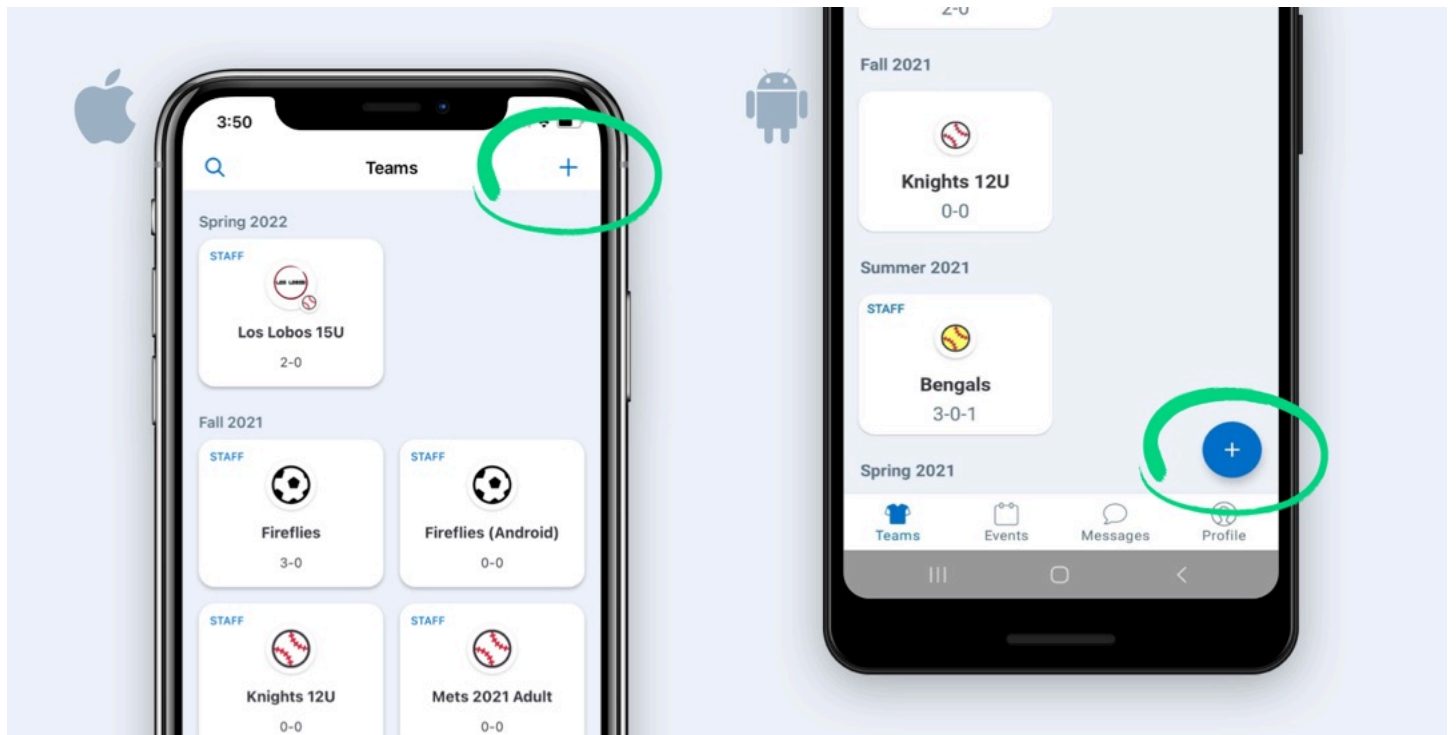


Click [here](#) to download the iPhone version.

## Importing Your Team

Once you've installed the app, you must register and login with the **same** email address used on the Ardsley Little League website. **This is required to match your GameChanger account to your team account on our site.**

Once you've logged in, click the plus button to add a new team.



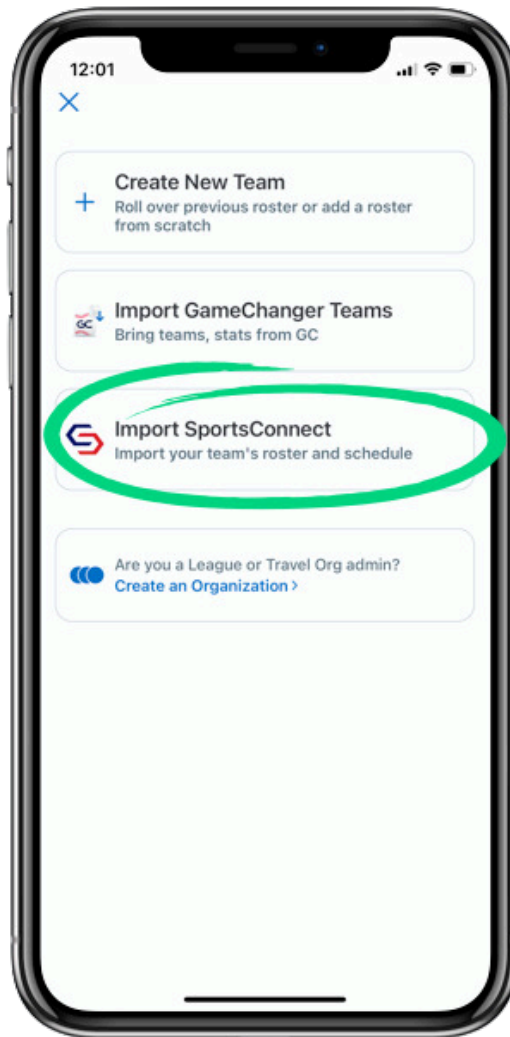
Choose the option to Import Sports Connect

If you haven't already confirmed your email address, click Open Email App which will direct you to your email. Select Confirm Email Address, and you'll be redirected back to the GameChanger app.

Select the team(s) to import. Make sure the team(s) you want to import have a check next to them, and then tap import in the upper corner of the screen. You will see the status of teams importing at the bottom of the screen.

This feature will import player/schedule information into the mobile app. Schedule and Roster updates made after the team import will automatically sync within the mobile app.

**Note: You can only import your team from Sports Connect to GameChanger one time.**



Any updates made to your schedule or roster will automatically update to the GameChanger app. **However, events that are listed as "Rescheduled" or "Postponed" on Sports Connect will not appear in GameChanger.** You can manually trigger a schedule reimport via [these steps](#).

Results from games scored in GameChanger will not appear on Sports Connect. Ardsley Little League requires that Coaches from AA, AAA, and Majors update their Results and Pitch Counts on [ArdsleyLittleLeague.org](http://ArdsleyLittleLeague.org) within 24 hours of game completion. See section below for reporting scores and pitch counts.

## **Sending Messages from GameChanger**

Coaches, Team Staff, Parents, and players can send and receive messages directly from the GameChanger app. Team Messaging makes it easier for the entire team to stay on the same page and up to date with any last-minute changes.

Every newly confirmed team member (Staff, Family, Player) is automatically added to the team channel, and anyone who leaves the team is removed. Schedule updates are posted in the team channel. You will also be notified with a push notification when something new is posted.

Coaches and team members are able to message the entire team, certain groups, or individuals within a team.

Team messaging is available inside the app on the bottom toolbar of the home screen. Users must download the app to use the messaging feature. You can also message individual team members from their profiles.

### **Message Custom Groups**

Tap on the Messages tab in the GameChanger app.

Tap on the box with the pencil in it.

Choose the team you want to message.

Select which members you want to message, and tap Next.

### **Leave or Mute a Conversation**

In the Messages tab, tap on the message you want to leave (you cannot leave the team channel).

Tap the info icon in the upper right-hand corner.

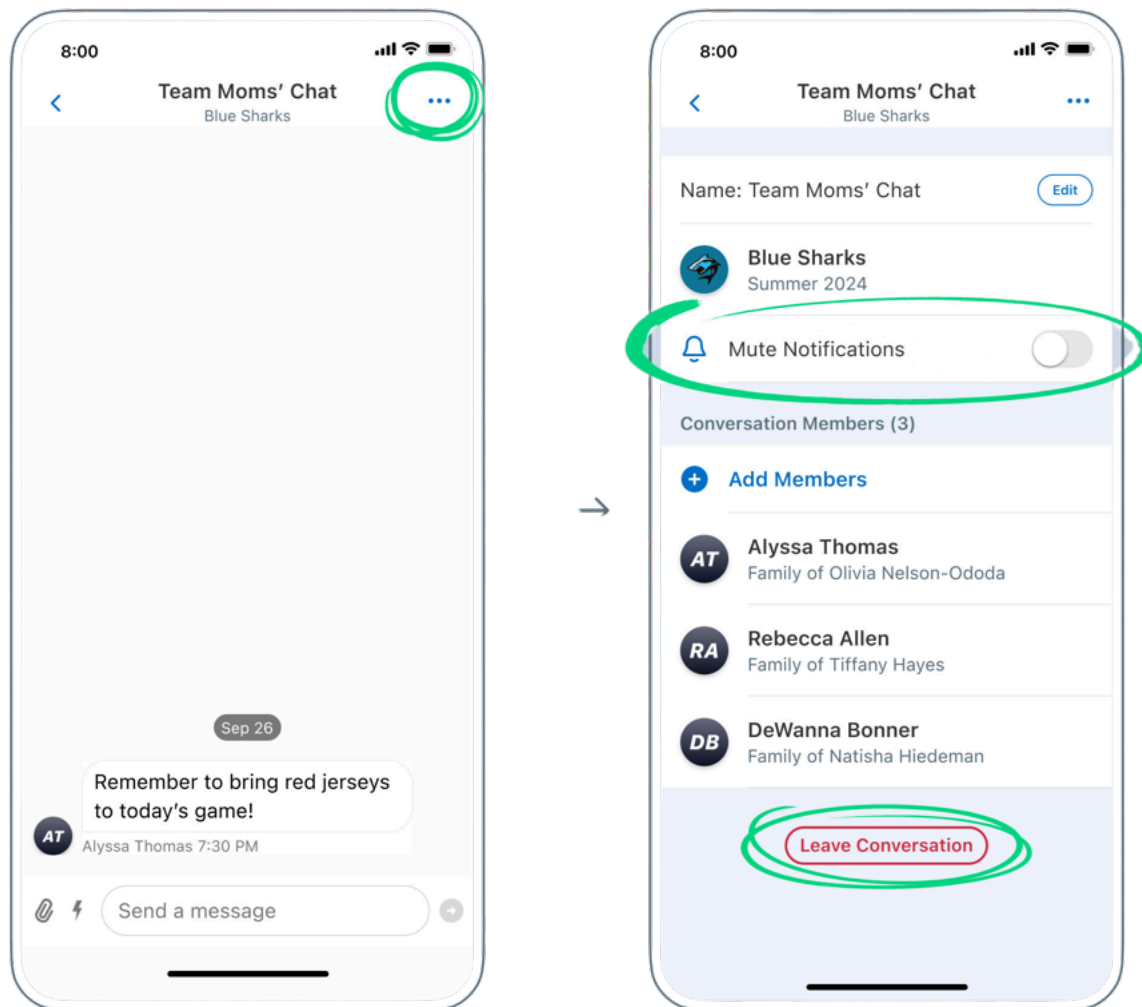
From here, you can Mute Notifications or you can tap the red Leave Conversation button to remove it altogether.

### **Delete a Message**

In the Messages tab, choose a specific conversation

Tap and hold the text, photo, or video that needs to be deleted. Please note that you will only be able to delete messages you have sent.

Once you feel a haptic click, you will see the option to delete the message.



## Additional Features in GameChanger

GameChanger may also be used to score games, collect stats, and live stream events. Some of these features require optional subscriptions, which each team or parent may choose to incur.

If you are interested in learning more about these features, please visit these pages or email [volunteers@ardsleylittleleague.org](mailto:volunteers@ardsleylittleleague.org) for support.

[Scorekeeping and Stats](#)

[Game Streaming](#)